
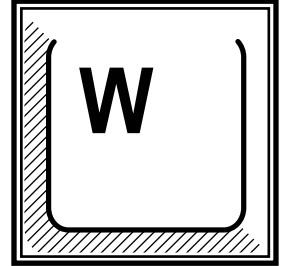





**SMITH  
CORONA®**



# User's Manual

This manual provides information necessary for the effective use of your Smith Corona Memory Typewriter. Smith Corona believes that this manual is accurate and reliable.

The documentation described in it is copyrighted with all rights reserved. Under the copyright laws, the documentation may not be copied, photocopied, reproduced, translated, or reduced to any electronic medium or machine readable form in whole or in part, without the prior written consent of Smith Corona Corporation.

Although Smith Corona has tested and reviewed the documentation, Smith Corona makes no warranty or representation, either expressed or implied, with respect to this documentation.

In no event will Smith Corona be liable for direct, indirect, special, incidental, or consequential damages arising out of the use or inability to use the documentation, even if advised of the possibility of such damages. In particular, Smith Corona shall have no liability for any data stored, including the costs of recovering such data.

A Reader Comment Form is provided at the back of this publication. Your suggestions and criticisms concerning the product or manual are welcome.

# My Most Popular Features



## Memory Mode

Saves text to edit or print later.



## Correcting Cassette

Easy to change and snap into place.



## WordEraser

Erases an entire word.

## Special Tabs

Center tab



Nicely  
Centered  
Headlines

Decimal Tab



55.00  
100.00  
4.00

Flush Right Tab



For a  
Professional  
Look



## Spell-Right Dictionary

Identifies spelling errors.



## Abbreviations

Saves time.



## Self Demonstration...

Activate this Self Demonstration Program and discover my most popular features.

This built-in Demo is easy to use. Follow the instructions below.

1. Insert Paper.
2. Press and hold **Code** while pressing **Z**.
3. Release both.

# Table of Contents

## Hardware Basics

|  |      |
|--|------|
| Typewriter Diagram .....                   | 1-1  |
| Setting Up .....                           | 1-2  |
| Paper Support .....                        | 1-3  |
| Electrical Plug .....                      | 1-3  |
| Selecting a Mode .....                     | 1-3  |
| Standby Mode/Power On .....                | 1-3  |
| The Display .....                          | 1-4  |
| Display Contrast .....                     | 1-4  |
| Cursor .....                               | 1-4  |
| Status Indicator .....                     | 1-5  |
| Activating the Status Indicator .....      | 1-5  |
| Volume Control .....                       | 1-6  |
| Automatic Paper Insert .....               | 1-6  |
| Automatic Paper Eject .....                | 1-7  |
| Platen Knob/Variable Line Spacer .....     | 1-7  |
| Keyboard Diagram .....                     | 1-8  |
| Code Key Functions on Upper Keyboard ..... | 1-8  |
| Code Key Functions on Lower Keyboard ..... | 1-8  |
| Code Key .....                             | 1-10 |
| Index Down/Index Up .....                  | 1-10 |
| Using Index Down .....                     | 1-10 |
| Using Index Up .....                       | 1-10 |
| Shift .....                                | 1-10 |
| Lock .....                                 | 1-10 |
| Shift Lock Indicator Light .....           | 1-11 |
| Caps Lock .....                            | 1-11 |
| Keyboard II .....                          | 1-12 |
| Repeat Action .....                        | 1-12 |

## Page Layout

|   |     |
|---|-----|
| Margins and Tabs .....                          | 2-1 |
| Margins .....                                   | 2-1 |
| Tabs .....                                      | 2-2 |
| Setting Regular Tabs .....                      | 2-2 |
| Using Tabs .....                                | 2-2 |
| Special Tabs .....                              | 2-3 |
| To set a Decimal Tab .....                      | 2-3 |
| To set a Center Tab .....                       | 2-3 |
| To set a Flush Right Tab .....                  | 2-3 |
| Using Special Tabs .....                        | 2-4 |
| Decimal Tabs .....                              | 2-4 |
| Center and Flush Right Tabs .....               | 2-4 |
| Changing Tabs .....                             | 2-5 |
| Changing a Regular Tab to a Special Tab .....   | 2-5 |
| Changing a Special Tab to a Regular Tab .....   | 2-5 |
| Changing All Tabs to One Special Tab .....      | 2-5 |
| Changing All Special Tabs to Regular Tabs ..... | 2-5 |
| Removing One Tab Setting .....                  | 2-5 |
| Clearing All Tab Settings .....                 | 2-5 |
| Format Settings .....                           | 2-6 |
| Setting the End of Page Warning .....           | 2-6 |
| Selecting Pitch .....                           | 2-7 |
| Selecting Line Spacing .....                    | 2-7 |
| Setting Impression Control .....                | 2-8 |

## Type Mode

|   |     |
|---|-----|
| The Display .....                               | 3-1 |
| Page Layout .....                               | 3-1 |
| Auto Return .....                               | 3-1 |
| Deactivating Auto Return .....                  | 3-1 |
| Corrections .....                               | 3-2 |
| Erasing Character(s) in Correction Memory ..... | 3-2 |
| WordEraser® .....                               | 3-2 |
| LineEraser® .....                               | 3-3 |
| Character Swap® .....                           | 3-3 |
| Word Swap® .....                                | 3-4 |
| Auto Half Space .....                           | 3-4 |
| Off-Line Correction .....                       | 3-5 |
| Forward Correct .....                           | 3-5 |
| Half Space .....                                | 3-6 |
| Adding a Character .....                        | 3-6 |
| Removing a Character .....                      | 3-6 |
| Text Enhancements .....                         | 3-7 |
| Bold Print .....                                | 3-7 |
| Auto Underscore .....                           | 3-7 |
| Underscoring Words Only .....                   | 3-7 |
| Using Auto Underscore All .....                 | 3-7 |
| Manual Underscore .....                         | 3-8 |
| Auto Center .....                               | 3-8 |
| Superscript/Subscript .....                     | 3-8 |
| Changing Pitch and Line Spacing .....           | 3-9 |
| Indented Paragraph .....                        | 3-9 |
| Setting Indent .....                            | 3-9 |

## Memory Mode

|   |     |
|---|-----|
| Rechargeable 60-Day Memory Backup ..... | 4-1 |
| Memory Remaining .....                  | 4-1 |
| Checking Memory Remaining .....         | 4-1 |
| Accessing Word Processing .....         | 4-2 |
| Display .....                           | 4-2 |
| Creating a File .....                   | 4-2 |
| Word Wrap & Required Returns .....      | 4-3 |
| Automatic End of Page Feature .....     | 4-3 |
| Moving the Cursor .....                 | 4-4 |
| Format Settings .....                   | 4-4 |
| Saving Text .....                       | 4-4 |
| Corrections .....                       | 4-4 |
| Correct and WordEraser .....            | 4-5 |
| Character Swap .....                    | 4-5 |
| Word Swap .....                         | 4-5 |
| Inserting Text .....                    | 4-5 |
| Typing Over Errors .....                | 4-5 |
| Text Enhancements .....                 | 4-6 |
| Using Bold Print .....                  | 4-6 |
| Using Auto Underscore Word .....        | 4-6 |
| Using Auto Underscore All .....         | 4-6 |
| Centering Text .....                    | 4-7 |
| Superscript/Subscript .....             | 4-8 |
| Stop Codes .....                        | 4-8 |

|  |      |
|--|------|
| Entering Stop Codes .....                        | 4-9  |
| Printing with Stop Codes .....                   | 4-9  |
| Editing Saved Text .....                         | 4-10 |
| Search Features .....                            | 4-10 |
| Search .....                                     | 4-11 |
| Search and Replace All .....                     | 4-12 |
| Selectively Searching and Replacing .....        | 4-13 |
| Searching for a Specific Word                    |      |
| Used Several Times .....                         | 4-14 |
| Searching for Stop Codes .....                   | 4-14 |
| Canceling a Search .....                         | 4-14 |
| Deleting, Moving, & Copying                      |      |
| Blocks of Text .....                             | 4-14 |
| To Delete .....                                  | 4-15 |
| To Move .....                                    | 4-15 |
| To Copy .....                                    | 4-15 |
| Canceling a Block Delete, Move or Copy .....     | 4-16 |
| Changing Pitch .....                             | 4-16 |
| Changing Margins and Tabs .....                  | 4-16 |
| Printing Text .....                              | 4-17 |
| Canceling Print .....                            | 4-18 |
| To Halt Printing .....                           | 4-18 |
| Draft Print .....                                | 4-18 |
| File Management .....                            | 4-19 |
| Recalling a File .....                           | 4-19 |
| Erasing a File .....                             | 4-19 |
| Erasing All Files at Once .....                  | 4-20 |
| Copying a File .....                             | 4-20 |
| Appending Files .....                            | 4-21 |
| <b>Spell-Right® Dictionary</b>                   |      |
| Dictionary .....                                 | 5-1  |
| Dictionary Pointers .....                        | 5-1  |
| Using the Dictionary .....                       | 5-2  |
| Turning the Dictionary Off/On .....              | 5-2  |
| WordFind® .....                                  | 5-2  |
| Using WordFind in Type Mode .....                | 5-2  |
| Using WordFind in Memory Mode .....              | 5-2  |
| Word-Right® AutoSpell® .....                     | 5-3  |
| Using AutoSpell .....                            | 5-3  |
| List .....                                       | 5-4  |
| Correcting Entered Text .....                    | 5-4  |
| Locating Words .....                             | 5-5  |
| Personal Word List .....                         | 5-6  |
| Adding Words to the Personal Word List .....     | 5-6  |
| Viewing the Personal Word List .....             | 5-7  |
| Deleting Words from the Personal Word List ..... | 5-7  |
| Erasing the Entire Personal Word List .....      | 5-7  |
| Printing the Personal Word List .....            | 5-8  |
| Printing Part of the Personal Word List .....    | 5-8  |
| To Halt Printing the Personal Word List .....    | 5-8  |
| To Resume Printing the Personal Word List .....  | 5-8  |
| To Cancel Printing the Personal Word List .....  | 5-8  |

|  |      |
|--|------|
| Battery Backup .....                     | 5-9  |
| Punctuation Check® .....                 | 5-9  |
| Punctuation Check Rules .....            | 5-10 |
| Exceptions .....                         | 5-11 |
| Abbreviations .....                      | 5-12 |
| Creating an Abbreviation .....           | 5-12 |
| Using an Abbreviation in Type Mode ..... | 5-13 |
| Using an Abbreviation in Mem Mode .....  | 5-14 |
| Viewing and Deleting Abbreviations ..... | 5-14 |
| Editing an Abbreviation .....            | 5-15 |
| Printing an Abbreviation List .....      | 5-15 |

## Maintenance

|  |     |
|--|-----|
| Ribbon Cassette and                              |     |
| Correcting Cassette .....                        | 6-1 |
| Right Ribbon System® Feature .....               | 6-1 |
| Correctable Film with Lift-Off Correction .....  | 6-1 |
| Multi-Strike Film with Cover-Up Correction ..... | 6-1 |
| Removing the Ribbon Cassette .....               | 6-2 |
| Inserting the Ribbon Cassette .....              | 6-2 |
| Correcting Cassette .....                        | 6-2 |
| Removing the Correcting Cassette .....           | 6-2 |
| Inserting a New Correcting Cassette .....        | 6-3 |
| Printwheels .....                                | 6-4 |
| Removing the Printwheel .....                    | 6-4 |
| Inserting a Printwheel .....                     | 6-4 |
| Cleaning .....                                   | 6-5 |
| Printwheel .....                                 | 6-5 |
| Platen .....                                     | 6-5 |
| Cover/Keyboard/Sound Shield .....                | 6-5 |
| Check Points .....                               | 6-5 |
| Obtaining Service .....                          | 6-6 |
| Shipping Instructions .....                      | 6-6 |
| Stabilizing the Carrier Mechanism .....          | 6-6 |
| Packing the Typewriter .....                     | 6-8 |

## Supplies and Accessories

|   |     |
|---|-----|
| Correctable Film Ribbon Cassettes ..... | 7-1 |
| Multi-Strike Ribbon Cassettes .....     | 7-1 |
| Start-Rite® .....                       | 7-2 |
| Printwheels .....                       | 7-3 |

## Important Information

|                                      |     |
|--------------------------------------|-----|
| Safe Operating Recommendations ..... | 8-1 |
| Product Consumer Warranty .....      | 8-2 |
| Limited Warranty .....               | 8-2 |
| 90 Day Warranty .....                | 8-2 |
| Limited Warranty .....               | 8-2 |
| FCC .....                            | 8-3 |

## Index

## Quick Reference Guide

